

**Skandiabanken
Technical documentation Open Banking**

1	Introduction	4
1.1	<i>Background</i>	4
1.2	<i>Status</i>	4
1.3	<i>Contact us and channels for communication</i>	4
2	Test environment and sandbox	5
2.1	<i>General information</i>	5
2.2	<i>Onboarding of TPP in Test Environment</i>	5
2.3	<i>Guidelines for the Test Environment</i>	5
3	Onboarding of TPP in Production Environment	5
3.1	<i>Process overview</i>	5
3.2	<i>Create an account in the portal</i>	6
3.3	<i>Adding a colleague to your consumer organization</i>	6
3.4	<i>How to setup your apps and subscriptions</i>	6
4	Security and authentication of TPP including SCA of PSU	10
4.1	<i>OAuth2</i>	10
4.2	<i>Request Access code and ultimately Access token</i>	10
4.3	<i>Identification of the PSU</i>	13
5	General information about API invocation	14
5.1	<i>Gateway</i>	14
5.2	<i>Headers for API invocation</i>	14
6	AIS 1.0.2 – operations	15
6.1	<i>Introduction</i>	15
6.2	<i>Overview of available accounts and customers</i>	15
6.3	<i>Get Account List</i>	16
6.4	<i>Get Account Details</i>	19
6.5	<i>Get Balance List</i>	22
6.6	<i>Get transaction list of an account</i>	25
7	AIS 2.0.0 – operations	29
7.1	<i>Introduction</i>	29
7.2	<i>Overview of available accounts and customers</i>	29
7.3	<i>Get Account List</i>	30
7.4	<i>Get Account Details</i>	33
7.5	<i>Get Balance List</i>	37
7.6	<i>Get transaction list of an account</i>	40
7.7	<i>Get Transaction details</i>	44
8	PIS 1.0.1 - operations	48

8.1	<i>Introduction</i>	48
8.2	<i>Post Payment initiation request</i>	49
8.3	<i>Get Payment information</i>	52
8.4	<i>Payment Cancellation Request</i>	54
8.5	<i>Payment initiation status request</i>	56
9	PIIS 1.0.0 - Operations.	59
9.1	<i>Confirmation Of Funds</i>	59
10	Fallback Solution	62
11	Document revision history	62

1 Introduction

Welcome to Skandiabanken Open Banking-solutions!

1.1 Background

This document and information found at our information-site is created to provide the information you need to access our APIs. If you have questions or suggestions, you are welcome to contact us [here](#).

Info site: www.skandia.se/openbanking

Portal: <https://developer.skandia.se/open-banking/core-bank/>

Test-Portal: <https://developer.test.skandia.se/open-banking/core-bank/>

This document is found on the information site. A glossary of abbreviations and acronyms is also found on the information site.

1.2 Status

This section will clarify what we have in place and the status of the functionality. Please read the rest of this documentation for further information and details.

Functionality	Available	Comments
SCA	Yes	A redirect solution using Swedish BankID. We are investigating embedded/decoupled solutions.
TPP-identification (eIDAS)	Yes	We support eIDAS/QWAC. QSealC is currently not required but we are investigating it.
Relevant standards	Yes	Berlin Group NextGenPSD2 Framework version 1.3.3 OAuth2 including OpenID Connect TLS 1.2
AIS	Yes	Payment account information for private customers over 18 years is available for 90 days. We have no business customers with payment accounts.
PIS	Yes	Domestic transfer with same or future date is available. Other PIS such as bill payments, international payments etc will be available later.
PIIS	Yes	

During the timespan 04:00-04:30 each day our service provider restarts services and servers, which has impact on performance on all our channels (Online, App and Open Banking). For you to get the best experience, and in the end our common end customers, we recommend that during that time not to schedule batch calls. Response times will be much longer, and error rate will be higher. We apologize for this but we want to give you as much insight as possible to obtain the best possible service.

1.3 Contact us and channels for communication

If you have questions, feedback or general problems you are welcome to contact us via mail openbanking@skandia.se. This mailbox is mainly monitored during business hours. Please use this for technical questions or business inquires.

If you have very urgent issues outside business hours, please contact our customer and TPP support: <https://www.skandia.se/kontakta-skandia/kontakta-oss/>.

Mainly use phone: +46771555500

Open hours 06-24 all days, year around.

2 Test environment and sandbox

2.1 General information

We currently support testing of the same services as we have in production:

- AIS
- PIS, only domestic transfer
- PIIS, Confirmation Of Funds

To be able to use the test environment you need:

- Test or production eIDAS-certificate. If you use a test-certificate:
 - The certificate must be issued by a publicly trusted CA. No self-signed certificates will be accepted.
 - The certificate must contain a correct Organization Identifier (2.5.4.9.7 = PSDXX-YYYY-ZZZZZZZZ)
 - The certificate must contain a QC Statement with the PSD2 roles that you intend to use.
- A test BankID. (Swedish BankID is currently the only supported SCA).
 - The BankID client must be configured as a test BankID client. More info about how this is done is available at demo.bankid.com

2.2 Onboarding of TPP in Test Environment

The process of onboarding in the Test Portal is the same as onboarding in the Production Environment but with a few exceptions.

1. You reach the test portal at <https://developer.test.skandia.se/open-banking/core-bank/>
 - a. You will have to create separate users for the Test and Production Portals.
 - b. Since there are separate users you will receive different Client-Ids in Test and Production.
2. You only need a test eIDAS-certificate and not a production certificate.
 - a. You can use your production certificate, but it is not necessary.

Except for the above differences you can follow the instruction in 3 Onboarding of TPP in Production Environment when onboarding in the Test Environment.

2.3 Guidelines for the Test Environment

There is a limited number of test PSUs in the environment, please contact openbanking@skandia.se after onboarding to receive specific test PSU to run test on.

The account numbers used in testing must follow the logic of real accounts. You can therefore not test transfers to made up accounts.

Notice that other TPPs also can see the test PSUs transactions history. Any account numbers used in testing can therefore be seen by other TPPs.

3 Onboarding of TPP in Production Environment

3.1 Process overview

Note that all this applies for the production environment.

This section provides a process overview how a TPP can gain access to our production environment including portal and API gateway.

1. Get an approval from a local NCA (Finansinspektionen in Sweden) as an AISP or PISP. If you are a bank you already have an approval.
2. Obtain a production eIDAS-certificate from a QTSP. QWAC is required.
 - a. Note 1: you cannot use a CA root certificate
 - b. Note 2: you cannot use a test certificate
3. Register in our portal and create apps and subscriptions. You will need the public key of your production eIDAS QWAC certificate in this process.
4. When you add a subscription to an app there will be a manual step for us to grant your app access. You will receive an e-mail when your app is granted access.
5. You can access the APIs (AIS and/or PIS) your certificate allows you to invoke

Business partners have a similar process which is not covered in this documentation.

3.2 Create an account in the portal

Browse to the portal (<https://developer.skandia.se/open-banking/core-bank>). We strongly recommend that you use Firefox as a browser when using the portal.

Step by step to register an account

Navigate to the portal.

Click the “CREATE ACCOUNT” button (top right corner). Enter the fields:

- user name (please make a note of the selected user name, it is required for login)
 - email address (will be used for communication with your organization)
 - first name
 - last name
 - phone (optional but recommended)
 - consumer organization (defines the name of the collective under which client applications will be created)
 - password and confirm password and captcha
1. Press the “Sign up” button
 2. Open the email received from the portal and follow the activation link
 - Following the activation link of the e-mail, the user account becomes enabled
 3. Login using the username and password selected by you

3.3 Adding a colleague to your consumer organization

It is possible to invite additional users to your consumer organization. This can be done while logged in as the consumer organization owner/creator or if you possess the administrator role of that specific consumer organization.

The new user is invited using an e-mail address. An e-mail containing a registration link is sent to the provided e-mail address. If the e-mail is registered to an existing user account, following the link will add that user to the specific consumer organization. If the e-mail is previously unused, following the link will require the user to step through the process for creating an account except that no new consumer organization needs to be created.

3.4 How to setup your apps and subscriptions

Product

The API Products view provides an overview of the products available in the portal. A product acts as a collection of APIs. To enable invocation of an API, you must subscribe with an app to a product's plan containing the desired API.

API

An API is a set of functions and procedures allowing the creation of applications that access the features or data of an operating system, application, or other service. The API can be protected by various security mechanisms, including, but not limited to, Client-Id identification, MTLS and OAuth.

We expose a set of APIs which makes it possible for third parties to create applications using payment account information and payment initiation.

Plan

A plan represents a collection of APIs from a specific product. Subscribing to a plan allows the consuming app to invoke the APIs included in the plan given the correct security protocols are satisfied. A plan can contain terms of the usage of its APIs, including invocation rate limits and debit.

Apps

Apps are the components that are used to invoke the APIs. An app has its own set of security credentials, Client-Id and client secret. To create an app, navigate to the apps page and click the “Create new app” button.

To create an app, the following fields are required:

Field	Comment
Title	The name of the app (only visible to you and us)
QWAC Certificate	<p>Paste the content of the public part of your eIDAS QWAC x509 Certificate in PEM format with base 64 encoding. Please provide PEM encapsulation (BEGIN CERTIFICATE, END CERTIFICATE) on separate lines with the base 64 encoded certificate on a single line between the encapsulations. This certificate will be used for both MTLS and to determine your TPP accessibility.</p> <p>The certificate should contain the whole certificate chain.</p>
QSEAL Certificate (optional)	<p>Paste the content of the public part of your eIDAS QSEAL x509 Certificate in PEM format with base 64 encoding.</p> <p>We currently do not validate QSEAL but will do later, by entering this field the process will be easier for you when we require QSEAL.</p> <p>The certificate should contain the whole certificate chain.</p>
Application OAuth Redirect URL(s)	<p>A list of redirect urls to be used in the OAuth Authorization code flow. These addresses will be used to receive the authorization code required when claiming the access token for the API invocation.</p> <p>The url:</p> <ul style="list-style-type: none"> • Must follow the format (?=\w+:\V?*\w+) • Cannot contain intermediate white spaces <p>There is a timeout for how long an authorization code is valid, and that's 60 seconds. If it takes longer than that to replace it with an access token, you will get the error message authorization code is invalid or expired.</p>
Sign Redirect Url (optional)	<p>The provided url will be used when redirecting the user after a successful payment. If no value is provided, the user will maintain at the default page after signing a payment.</p> <p>The url:</p> <ul style="list-style-type: none"> • Must follow the format (?=\w+:\V?*\w+) • Cannot contain intermediate white spaces

```
-----BEGIN-CERTIFICATE-----CR LF
MIIHoDCCBoigAwIBAgIKBllYt7rSIPwDBDANBgkqhkiG9w.....CR LF
-----END-CERTIFICATE-----CR LF
```

Above: example of a correctly PEM-formatted public part of a QWAC Certificate

After creating an app, Client-id and client secret will be provided. Take note, this is the only time the client secret will be shown for you. It is possible to reset the client secret by navigating to apps, select an app, click subscriptions, select the menu present in the top right corner of the credentials window and click reset client secret.

It is possible to update an app. Updating an app requires the same input parameters as when creating it. However, it is not possible to change the QWAC Certificate provided when the app was initially created. I.e. if you desire to use another QWAC Certificate, a new app must be created, entailing a new client id and client secret. This is for example how you as a TPP handle updating a certificate about to expire.

Step by step to invite a user to your Consumer Organization

1. While logged in, view the "Organization" label on the right side of the top menu.
2. Ensure that the selected consumer organization is the one that you wish to invite a new member to by observing the name displayed under the organization label.

3. Click the “Organization” label on the right side of the top menu.
4. Click “My Organization” from the drop-down-menu.
5. Ensure that you are in the correct consumer organization by viewing the name displayed in the top left corner.
6. Click the green “Invite” button on the right side of the screen.
7. Provide the e-mail address of the member you wish to invite (existing or new user).
8. Assign a role that the new member should possess.
 - a. Administrator – Manage members, apps and subscriptions of this consumer organization.
 - b. Developer – Manage apps and subscriptions of this consumer organization.
 - c. Viewer – View apps and subscriptions of this consumer organization.
9. Click “Submit”
10. Once the e-mail is received by the new member, the activation link should be followed to activate the invitation.

Step by step to create an App

1. While logged in, click the “APPS” label from the top menu
2. Click the “Create new app” button
3. Enter mandatory fields title, QWAC-certificate¹, application OAuth redirect URL(s) (minimum 1) and click the ‘Submit’ button
4. Take note of the API Key (Client-Id) and Secret and click the “Continue” button

Step by step to update an App

1. While logged in, click the “APPS” label from the top menu
2. Select and click the App to edit
3. Click the three vertical dots in the top right corner and select “Edit” from the drop-down menu
4. Change any of the available fields, including title, application OAuth Redirect URL(s) and Sign Redirect Url.
5. Click the ‘Submit’ button

Step by step to reset client secret

1. While logged in, click the “APPS” label from the top menu
2. Select and click the app to which you would like to reset client secret
3. Click the “Subscription” link located below the app name
4. Click the three vertical dots located in the top right corner of the credentials window and select “Reset Client Secret” from the drop-down menu
5. Click the “Reset” button
6. Check the ‘Show’ checkbox at to the top of the page
7. Take note of the new client secret

Step by step to delete an App

1. While logged in, click the “APPS” label from the top menu
2. Select and click the app to be deleted
3. Click the three vertical dots in the top right corner and select “Delete” from the drop-down menu
4. Click the “Delete” button

¹ The eIDAS-certificate holds authorization/the role you have a regulates if you can access AIS and/or PIS. If you as an ASIP creates an app/subscription for PIS the subscription will be denied.

Subscription

A subscription defines a connection between a plan and an app. The plan defines the how and what of the subscription, including what APIs and how the APIs are accessible. The app defines the which of the subscriptions and hence details what credentials that are to be used against the gateway when attempting to invoke any of the APIs. Without a valid subscription, an app can never invoke a published API in the production environment.

To subscribe to a plan, go to the product overview page, select a product, click the plan you desire to subscribe to. Choose the App to which the subscription should be created for and confirm the subscription.

The act of requesting a new subscription will require a manual approval from us before the client app is enabled to invoke the API. It is possible to track the approval status by navigating to the app's subscriptions overview. If you know in advance that you need to get a fast approval, please contact us via mail and let us know a business day ahead.

Step by step to create a subscription

1. While logged in, click "API PRODUCTS" from the top menu
2. Select and click the product that the subscription should regard
3. Select and click the 'Subscribe' button of the desired Plan
4. Select and click the 'Select App' button of the desired app
5. Overview the subscription details and press the "Next" button
6. Click the "Done" button

Step by step to view Subscription status

1. While logged in, click the "APPS" label from the top menu
2. Select and click the app to which the subscription belongs to
3. Click the 'Subscription' link located below the app name
4. View the status of subscriptions in the subscriptions window

Step by step to remove a Subscription

1. While logged in, click the "APPS" label from the top menu
2. Select and click the app to which the subscription belongs to
3. Click the "Subscription" link located below the app name
4. Click the three vertical dots located to the right of the specific subscription located in the Subscriptions window
5. Select "Unsubscribe" from the drop-down menu
6. Click the "Unsubscribe" button

4 Security and authentication of TPP including SCA of PSU

4.1 OAuth2

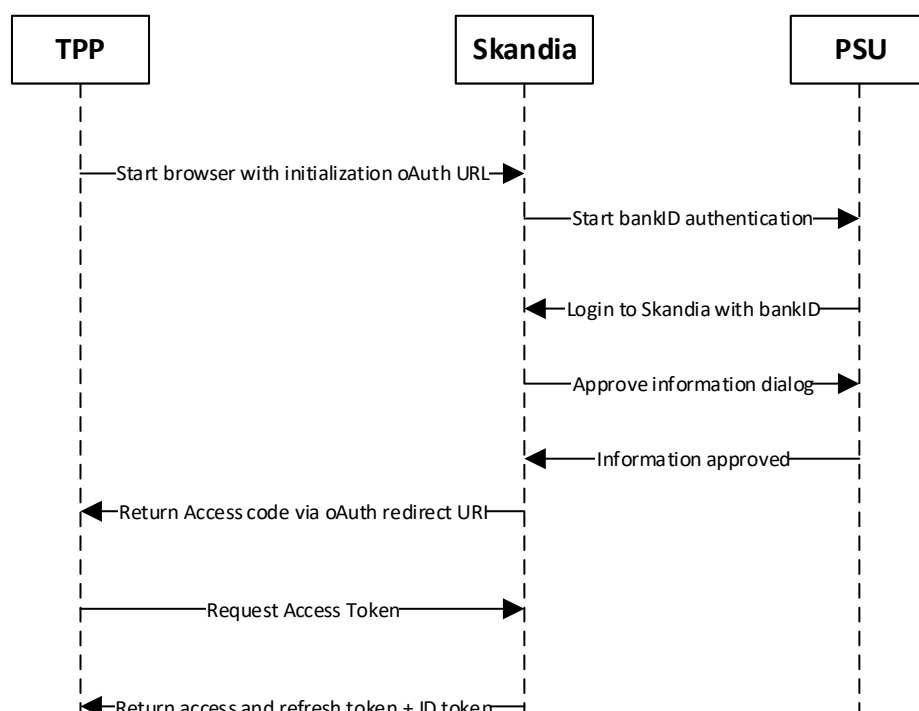
We use OAuth 2.0 for authentication and authorization. Our APIs are protected by the OAuth Authorization Code Grant type which is depicted in detail at <https://oauth.net/2/>.

4.2 Request Access code and ultimately Access token

To enable you access to the PSU:s accounts the PSU need to be authenticated by us. This is performed using a redirect approach. We are however investigating supporting other approaches such as decoupled and embedded. Swedish BankID is currently the only supported SCA.

4.2.1 Authorization flow using redirect for authentication

This section provides information how to perform SCA with the redirect solution.



1. The authentication of the PSU starts upon request from you (TPP). You need to provide your Client-Id, a redirect URI and requested scopes.
2. The PSU gets identified using Swedish BankID (*note 1)
3. We display an information dialogue to the PSU. The PSU simply clicks OK. (*note 2)
4. If BankID sign and PSU clicked OK in the information dialogue, we return an access code to the redirect URI provided by you
5. TPP can now request access token using the access code and client secret

Note 1:

If the PSU cancels/aborts the authentication with BankID or the authentication in BankID fails for some reason, we will show a default error page to the PSU. Currently we cannot redirect to an URI's given by you.

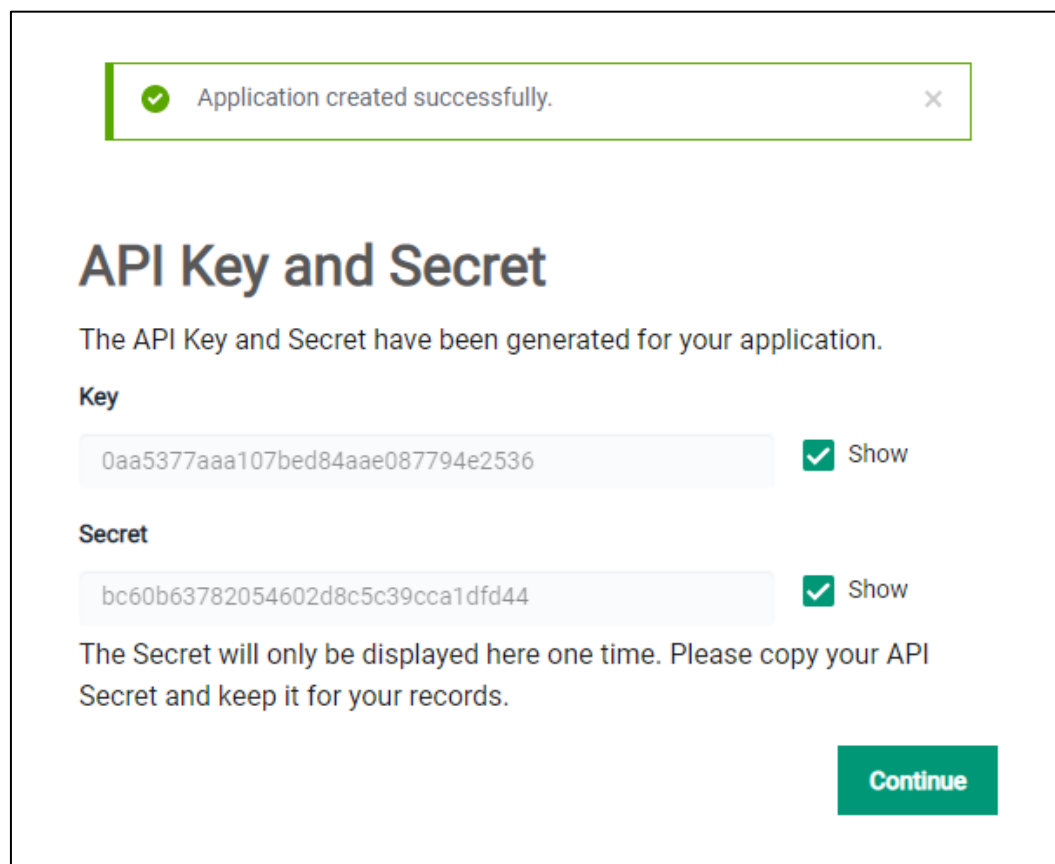
Note 2:

If the PSU choose to click cancel in the information dialogue Skandia will use the redirect URI given by the TPP with an added query parameter indicating an error.

Ex. <redirect_uri>?error=access_denied&description=null

Applying the OAuth 2.0 Authorization code grant type:

Use the Client-Id and client_secret received when you created the App in the developer portal along with the redirect uris that you provided for that specific App.



Against the authorization endpoint the invocation should adhere to the following structure:

HTTP Method: GET

Parameters

response_type: code

client_id: The client_id of your created App in the portal, denoted Key in the image above.

redirect_uri: A redirect uri that you have provided for the App in the portal.

scope: Should at least contain the API specific scope, i.e. psd2.aisp for AIS or psd2.pisp for PIS, and the openid scope. You must call on the format "scope=openid psd2.aisp psd2.pisp" – no plus-sign, only space in between.

state: A random string that should be validated to be identical in the redirect return after the user authorizes the app.

Example Authorization Request:

HTTP Method: GET

Endpoint:

https://fsts.skandia.se/as/authorization.oauth2?response_type=code&client_id=0aa5377aaa107bed84aae087794e2536&redirect_uri=https%3A%2F%2Flocalhost/&scope=psd2.aisp%20openid&state=ca17f9d039024a789493641d8cdbba14

Note:

For production environment use: fsts.skandia.se

For test environment use: fsts.ctx.skandia.se

Against the token endpoint the following structure should be used:

HTTP Method: POST

Content-Type: application/x-www-form-urlencoded

Body Parameters

grant_type: authorization_code

code: Access code received in the redirect as a result of the authorization request.

redirect_uri: Same redirect uri that was used in the authorization request.

client_id: The client_id of your created App in the portal, denoted Key in the image above.

client_secret: The client_secret received when creating the App, denoted Secret in the image above.

Example Token Request:

HTTP Method: POST

Endpoint: <https://fst.skandia.se/as/token.oauth2>

Content-Type: application/x-www-form-urlencoded

Body

```
grant_type=authorization_code&code= 661e9996602e47f7b23039a441c91061&redirect_uri=https%3A%2F%2Flocalhost/&client_id= 0aa5377aaa107bed84aae087794e2536&client_secret=bc60b63782054602d8c5c39cca1dfd44
```

4.2.2 Token types and its uses

To access the PSD2 APIs you need a valid access token. The access token is a short-lived token valid only for a short time. If the access token has expired, you use the refresh token to get a new access token.

For AIS the access token is valid for 15 minutes but for PIS only for 3 minutes.

- After 3 minutes you will get a 403/forbidden error for the expired token for PIS.
- After 15 minutes you will get 401/Unauthorized on all tokens.

The refresh token is valid for 90 days. After the refresh token has expired the PSU need to be authenticated again as previously described.

The ID token (of type Open ID-Connect) is a representation of the identity (ssn, "personnummer") of the authenticated PSU. This enables you as a TPP to validate that the PSU using your services corresponds to the PSU authenticated by us.

The ID token is received in the same response as the access token but you must include the openid scope in your authorization request (the browser redirect request). Starting with https://fst.skandia.se/as/authorization.oauth2?response_type=code&scope=psd2.aisp%20psd2.pisp%20openid&...

4.2.3 Refresh token

Against the token endpoint the following structure should be used:

HTTP Method: POST

Content-Type: application/x-www-form-urlencoded

Body Parameters

grant_type: refresh_token

refresh_token: The refresh token received from the initial authorization code flow. (CHANGE HERE TO MATCH CORRECT TERMS)

client_id: The client_id of your created App in the portal.

client_secret: The client_secret received when creating the App.

Example Refresh Token Request

HTTP Method: POST

Endpoint: <https://fst.skandia.se/as/token.oauth2>

Content-Type: application/x-www-form-urlencoded

Body

grant_type=refresh_token
&refresh_token=661e9996602e47f7b23039a441c91061
&client_id=0aa5377aaa107bed84aae087794e2536
&client_secret=bc60b63782054602d8c5c39cca1dfd44

4.2.4 AIS consent

You as a TPP is responsible of having and handle the consent the customer gives you and act according to it. We do not

We will inform the PSU in the SCA process for the AIS the he/she will give you as TPP access to account information. The PSU simply clicks OK that he/she understands. You will after this have access to account information for 90 days without a renewed authentication by the PSU. You will have access to the accounts present at the time of the SCA and including new payment accounts the PSU creates.

4.3 Identification of the PSU.

When the TPP receives the refresh Token, the TPP also receives an ID Token. The ID Token contains the personal ID, swedish personnummer, for the person who has given authorization.

5 General information about API invocation

5.1 Gateway

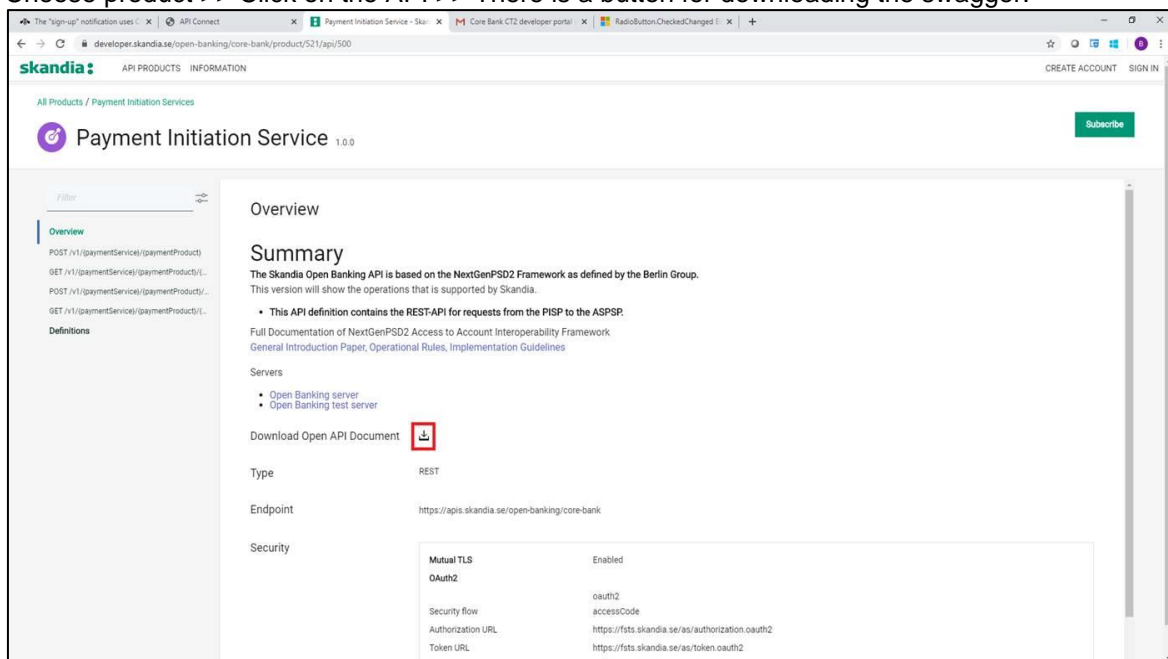
Invoking the PSD2 REST APIs requires 3 security measures, including:

1. Http header named "Client-Id" containing a client id of an app created in the portal. The app holds a valid subscription containing the specific API.
2. MTLS with the eIDAS QWAC certificate provided when creating the App
3. An Authorization header containing a bearer access token of type reference containing the scope demanded by the API definition

5.2 Headers for API invocation

Please view swagger files for specific API headers in the Portal.

To find the swagger file. Follow the link: <https://developer.skandia.se/open-banking/core-bank/>
Choose product >> Click on the API >> There is a button for downloading the swagger.



5.2.1 Error messages

Common 401 Unauthorized response messages and their implication.

- **Invalid client id or secret:** You are attempting to invoke the API using a Client-Id that is not valid for the specific API.
- **Client certificates for mutual TLS in the API request doesn't match the registered certificate:** The provided Client-Id is correct, but you are using a certificate that is not related to that Client-Id.
- **Cannot find valid subscription for the incoming API request:** The provided Client-Id is valid, but you are not authorized to invoke this API as that Client-Id (App) does not possess an approved subscription.
- **Cannot pass the security checks that are required by the target API or operation, enable debug headers for more details:** Could be one of the following three reasons.
 - Access token is not a valid reference token.
 - Access token has expired.
 - Access token does not contain the scope required by the API

6 AIS 1.0.2 – operations

6.1 Introduction

The Account Information Services API is used to get account information, such as transactions and balances, about customers payment accounts.

Pre-requisites:

1. Have registered a user account in the portal
2. Have an app setup in the portal with an eIDAS-certificate of QWAC-type telling us you are an AISP

Flow for first time access for a give customer:

1. The PSU agrees with you to use your services to retrieve account information from us
2. OAuth2/SCA – customer is informed about giving information to the you
 - a. The OAuth token will contain the ID of the customer
3. AISP invokes the AIS-operation of choice and receives a response with the requested information

Please view the swagger file for more information.

6.2 Overview of available accounts and customers

The AIS expose payment accounts owned by private consumers over the age of 18.

Summary of available accounts:

- “Allt i Ett-konto”. Transaction account, typically used for everyday transactions and bill payments
- “Sparkonto”. Typically, a savings account. Only domestic transfers possible, no bill payments etc.
- No fixed rate accounts are available
- the consumer must own the account
 - We have no co-owned accounts

The AIS will allow a TPP to access all payments accounts for a given PSU. Only the account owner can give consent to an account. We do not offer shared ownership of accounts.

A customer AIS-consent will give a TPP access to the customer’s payment accounts (present and future created) for 90 days.

6.3 Get Account List

The operation will return a list of all payment accounts for a given PSU. Only the accounts which is owned by the PSU will be listed.

We do not support the query param withBalance at the moment. Please fetch balances with the separate call.

GET/v1/accounts

6.3.1 Request description

Name	Type	Information
X-Request-ID	string	In: header Required: true Format: uuid Description: ID of the request, unique to the call, as determined by the initiating party.
PSU-Accept	String	In: header Required: recommended by Skandia Description: The forwarded IP Accept header fields consist of the corresponding HTTP request Accept header fields between PSU and TPP, if available
PSU-Accept-Charset	String	In: header Required: recommended by Skandia Description: he forwarded IP Accept header fields consist of the corresponding HTTP request Accept header fields between PSU and TPP, if available
PSU-Accept-Encoding	String	In: header Required: recommended by Skandia Description: The forwarded IP Accept header fields consist of the corresponding HTTP request Accept header fields between PSU and TPP, if available
PSU-Accept-Language	String	In: header Required: recommended by Skandia Description: The forwarded IP Accept header fields consist of the corresponding HTTP request Accept header fields between PSU and TPP, if available
PSU-Device-ID	String	In: header Required: recommended by Skandia Description: UUID for a device, which is used by the PSU
PSU-Geo-Location	String	In: header Required: recommended by Skandia Description: The forwarded Geo Location of the corresponding http request between PSU and TPP
PSU-Http-Method	String	In: header Required: recommended by Skandia Description: HTTP method used at the PSU TPP interface, if available. Valid values are: * GET * POST * PUT * PATCH * DELETE
PSU-IP-Address	String	In: header Required: recommended by Skandia Description: The forwarded IP Address header field consists of the corresponding HTTP request IP Address field between PSU and

		TPP. It shall be contained if and only if this request was actively initiated by the PSU
PSU-IP-Port	String	In: header Required: recommended by Skandia Description: The forwarded IP Port header field consists of the corresponding HTTP request IP Port field between PSU and TPP, if available
PSU-Referer	String	In: header Required: recommended by Skandia Description: "Referer" header field sent by the PSU terminal when connecting to the TPP
PSU-TimeStamp	String	In: header Required: recommended by Skandia Description: Timestamp of the most relevant PSU's terminal request to the TPP
PSU-User-Agent	String	In: header Required: recommended by Skandia Description: The forwarded Agent header field of the HTTP request between PSU and TPP, if available

6.3.2 Response description

Name	Type	Description
AccountList	list	The list of accounts for the given customer
Parameters of accountList		
accountsDetails		
resourceId	string	Id of an account (used to call other AIS operations)
bban	string	Bban identifier (clearing + number)
bic	string	BIC code of Skandiabanken: SKIASESS
cashAccountType	string	Always "CACC"
currency	string	The currency code of the account ISO 4217
iban	string	Iban of an account
name	string	Our product name of the account type Example: <ul style="list-style-type: none"> • "Allt i Ett-konto" (transaction account) • "Sparkonto" (savings account)
usage	string	Always "PRIV" (private personal account, natural person)
_links		linked resources
_links		
balances	string	link to get balances (1)
transactions	string	link to get transactions

(1) link to balances currently not supported. Please use "/v1/{accountId}/balances"

6.3.3 Response example

Body:

```
{
  "accounts": [
    {
      "resourceId": "957054871102373",
      "bban": "91598570120",
      "bic": "SKIASESS",
      "cashAccountType": "CACC",
      "currency": "SEK",
      "iban": "SE079150000091598570120",
      "name": "Allt i Ett-konto",
      "usage": "PRIV",
      "_links": {
        "balances": {
          "href": "/v1/accounts/957054871102373/balances"
        },
        "transactions": {
          "href": "/v1/accounts/957054871102373/transactions"
        }
      }
    }
  ]
}
```

6.4 Get Account Details

The operation will return detailed information for the account addressed by accountId.

GET /v1/accounts/{accountId}

6.4.1 Request description

Name	Type	Information
accountId	String	In: path Required: true Description: This identification is denoting the addressed account. The accountId is retrieved by using a "Get Account List" call.
X-Request-ID	string	In: header Required: true Format: uuid Description: ID of the request, unique to the call, as determined by the initiating party.
PSU-Accept	String	In: header Required: recommended by Skandia Description: The forwarded IP Accept header fields consist of the corresponding HTTP request Accept header fields between PSU and TPP, if available
PSU-Accept-Charset	String	In: header Required: recommended by Skandia Description: he forwarded IP Accept header fields consist of the corresponding HTTP request Accept header fields between PSU and TPP, if available
PSU-Accept-Encoding	String	In: header Required: recommended by Skandia Description: The forwarded IP Accept header fields consist of the corresponding HTTP request Accept header fields between PSU and TPP, if available
PSU-Accept-Language	String	In: header Required: recommended by Skandia Description: The forwarded IP Accept header fields consist of the corresponding HTTP request Accept header fields between PSU and TPP, if available
PSU-Device-ID	String	In: header Required: recommended by Skandia Description: UUID for a device, which is used by the PSU
PSU-Geo-Location	String	In: header Required: recommended by Skandia Description: The forwarded Geo Location of the corresponding http request between PSU and TPP
PSU-Http-Method	String	In: header Required: recommended by Skandia Description: HTTP method used at the PSU TPP interface, if available. Valid values are: * GET * POST * PUT * PATCH * DELETE
PSU-IP-Address	String	In: header Required: recommended by Skandia

		Description: The forwarded IP Address header field consists of the corresponding HTTP request IP Address field between PSU and TPP. It shall be contained if and only if this request was actively initiated by the PSU
PSU-User-Agent	String	In: header Required: recommended by Skandia Description: The forwarded Agent header field of the HTTP request between PSU and TPP, if available
PSU-Referer	String	In: header Required: recommended by Skandia Description: "Referer" header field sent by the PSU terminal when connecting to the TPP
PSU-IP-Port	String	In: header Required: recommended by Skandia Description: The forwarded IP Port header field consists of the corresponding HTTP request IP Port field between PSU and TPP, if available
PSU-Referer	String	In: header Required: recommended by Skandia Description: "Referer" header field sent by the PSU terminal when connecting to the TPP
PSU-TimeStamp	String	In: header Required: recommended by Skandia Description: Timestamp of the most relevant PSU's terminal request to the TTP
PSU-User-Agent	String	In: header Required: recommended by Skandia Description: The forwarded Agent header field of the HTTP request between PSU and TPP, if available

6.4.2 Response description

Name	Type	Description
accountDetails	list	Detailed information for the account addressed by accountId
Parameters of accountList		
accountDetails		
resourceId	string	Id of an account (used to call other AIS operations)
bban	string	Bban identifier (clearing + number)
bic	string	BIC code of Skandiabanken: SKIASESS
cashAccountType	string	Always "CACC"
currency	string	The currency code of the account ISO 4217
iban	string	Iban of an account
name	string	Our product name of the account type Example: <ul style="list-style-type: none"> "Allt i Ett-konto" (transaction account) "Sparkonto" (savings account)
usage	string	Always "PRIV" (private personal account, natural person)
_links		LinksAccountDetails
_links		
balances	string	link to get balances
transactions	string	link to get transactions

6.4.3 Response example**Body:**

```
{
  "accounts": [
    {
      "resourceId": "957054871102373",
      "bban": "91598570120",
      "bic": "SKIASESS",
      "cashAccountType": "CACC",
      "currency": "SEK",
      "iban": "SE079150000091598570120",
      "name": "Allt i Ett-konto",
      "usage": "PRIV",
      "_links": {
        "balances": {
          "href": "/v1/accounts/957054871102373/balances"
        },
        "transactions": {
          "href": "/v1/accounts/957054871102373/transactions"
        }
      }
    }
  ]
}
```

6.5 Get Balance List

The Operation will return the balances for the account addressed by accountId.

GET /v1/accounts/{accountId}/balances**6.5.1 Request description**

Name	Type	Information
accountId	String	In: path Required: true Description: This identification is denoting the addressed account. The account-id is retrieved by using a "Read Account List" call.
X-Request-ID	string	In: header Required: true Format: uuid Description: ID of the request, unique to the call, as determined by the initiating party.
PSU-Accept	String	In: header Required: recommended by Skandia Description: The forwarded IP Accept header fields consist of the corresponding HTTP request Accept header fields between PSU and TPP, if available
PSU-Accept-Charset	String	In: header Required: recommended by Skandia Description: he forwarded IP Accept header fields consist of the corresponding HTTP request Accept header fields between PSU and TPP, if available
PSU-Accept-Encoding	String	In: header Required: recommended by Skandia Description: The forwarded IP Accept header fields consist of the corresponding HTTP request Accept header fields between PSU and TPP, if available
PSU-Accept-Language	String	In: header Required: recommended by Skandia Description: The forwarded IP Accept header fields consist of the corresponding HTTP request Accept header fields between PSU and TPP, if available
PSU-Device-ID	String	In: header Required: recommended by Skandia Description: UUID for a device, which is used by the PSU
PSU-Geo-Location	String	In: header Required: recommended by Skandia Description: The forwarded Geo Location of the corresponding http request between PSU and TPP
PSU-Http-Method	String	In: header Required: recommended by Skandia Description: HTTP method used at the PSU TPP interface, if available. Valid values are: * GET * POST * PUT * PATCH * DELETE
PSU-IP-Address	String	In: header Required: recommended by Skandia

		Description: The forwarded IP Address header field consists of the corresponding HTTP request IP Address field between PSU and TPP. It shall be contained if and only if this request was actively initiated by the PSU
PSU-IP-Port	String	In: header Required: recommended by Skandia Description: The forwarded IP Port header field consists of the corresponding HTTP request IP Port field between PSU and TPP, if available
PSU-Referer	String	In: header Required: recommended by Skandia Description: "Referer" header field sent by the PSU terminal when connecting to the TPP
PSU-TimeStamp	String	In: header Required: recommended by Skandia Description: Timestamp of the most relevant PSU's terminal request to the TPP
PSU-User-Agent	String	In: header Required: recommended by Skandia Description: The forwarded Agent header field of the HTTP request between PSU and TPP, if available

6.5.2 Response description

Name	Type	Description
account		
iban	String	Iban of an account
currency	String	the currency code of the account ISO 4217
balances		list of balances
balanceType "closingBooked"	List	booked transactions
balanceAmount		
amount		Balance amount of booked credit and debit transactions when the request was initiated
currency	String	The currency of the amount
balances		
balanceType "available"	List	booked transactions
balanceAmount		
amount		Balance amount of booked credit and debit transactions when the request was initiated.
currency	String	The currency of the amount
referenceDate	Date	Now

6.5.3 Response example

Body:

```
{
  "account": {
    "iban": "SE0791500000091598570120",
    "currency": "SEK"
  },
  "balances": [
    {
      "balanceAmount": {
        "amount": "-1333.26",
        "currency": "SEK"
      },
      "balanceType": "closingBooked"
    },
    {
      "balanceAmount": {
        "amount": "8566.74",
        "currency": "SEK"
      },
      "balanceType": "available",
      "referenceDate": "2019-02-22T00:00:00"
    }
  ]
}
```


6.6 Get transaction list of an account

The Operation will return the transactions for the account addressed by accountId. Transactions list reports depending on the parameter "bookingStatus" together with balances. For a given account, additional parameters are e.g. the attributes "dateFrom" and "dateTo"

GET /v1/accounts/{accountId}/transactions

6.6.1 Request description

Name	Type	Information
bookingStatus	String	In: query Required: true Description: Permitted codes are * "booked", * "pending". To get both booked and pending transactions you will need to call the operation twice. We are investigating supporting "both"-option.
dateFrom	string (date-time)	In: query Required: false Description: Starting date (inclusive the date dateFrom) of the transaction list. For booked transactions, choose the date you wish to start collecting transactions from. For pending transactions, the relevant date is the current date, since there are no pending transactions on earlier dates.
dateTo	string (date-time)	In: query Required: false Description: End date (inclusive the data dateTo) of the transaction list, default is "now" if not given. For booked transaction you cannot choose a future date since there are no booked transactions after the current date. If there is no dateTo and dateFrom, only the last 30 days of transactions are displayed.
accountId	String	In: path Required: true Description: This identification is denoting the addressed account. The account-id is retrieved by using a "Read Account List" call.
X-Request-ID	string	In: header Required: true Format: uuid Description: ID of the request, unique to the call, as determined by the initiating party.
PSU-Accept	String	In: header Required: recommended by Skandia Description: The forwarded IP Accept header fields consist of the corresponding HTTP request Accept header fields between PSU and TPP, if available
PSU-Accept-Charset	String	In: header Required: recommended by Skandia Description: he forwarded IP Accept header fields consist of the corresponding HTTP request Accept header fields between PSU and TPP, if available

PSU-Accept-Encoding	String	In: header Required: recommended by Skandia Description: The forwarded IP Accept header fields consist of the corresponding HTTP request Accept header fields between PSU and TPP, if available
PSU-Accept-Language	String	In: header Required: recommended by Skandia Description: The forwarded IP Accept header fields consist of the corresponding HTTP request Accept header fields between PSU and TPP, if available
PSU-Device-ID	String	In: header Required: recommended by Skandia Description: UUID for a device, which is used by the PSU
PSU-Geo-Location	String	In: header Required: recommended by Skandia Description: The forwarded Geo Location of the corresponding http request between PSU and TPP
PSU-Http-Method	String	In: header Required: recommended by Skandia Description: HTTP method used at the PSU TPP interface, if available. Valid values are: * GET * POST * PUT * PATCH * DELETE
PSU-IP-Address	String	In: header Required: recommended by Skandia Description: The forwarded IP Address header field consists of the corresponding HTTP request IP Address field between PSU and TPP. It shall be contained if and only if this request was actively initiated by the PSU
PSU-IP-Port	String	In: header Required: recommended by Skandia Description: The forwarded IP Port header field consists of the corresponding HTTP request IP Port field between PSU and TPP, if available
PSU-Referer	String	In: header Required: recommended by Skandia Description: "Referer" header field sent by the PSU terminal when connecting to the TPP
PSU-TimeStamp	String	In: header Required: recommended by Skandia Description: Timestamp of the most relevant PSU's terminal request to the TPP
PSU-User-Agent	String	In: header Required: recommended by Skandia Description: The forwarded Agent header field of the HTTP request between PSU and TPP, if available

6.6.2 Response description

Information for each transaction will differ depending on payment type.

Name	Type	Description
transactions	list	list of transactions for the given account
Account		
iban	string	Iban of the account
currency	string	Currency code of the account
Transactions		
booked	list	List of booked transactions (based on input parameter)
pending	list	List of pending transactions (based on input parameter)
transactionsid	string	The Id of the payment initiation request
entryReference	string	A reference based on execution date and time
endToEndId	string	The Id of the payment initiation request
transactionAmount		
amount	string	
currency	string	
remittanceInformation Unstructured	string	Remittance information regarding the transaction
Parameters of pending and booked list		
bookingDate	string	Date when entry was posted to the account
valueDate	string	Date when assets become available (credit)

6.6.3 "Pagination" for transactions

This section describes what often is referred to as pagination for transactions. Our solution does not support pagination.

We currently have an issue with long response times or even errors if you try to retrieve a large amount of transactions in one call. Until we support pagination, we strongly suggest that you fetch a maximum of one month of transactions per call.

6.6.4 Response example

Body:

```
{
  "account": {
    "iban": "SE0791500000091598570120",
    "currency": "SEK"
  },
  "transactions": {
    "booked": [
      {
        "transactionId": "957054871102373@YGCB0169@2019-01-02@2019-01-02-20.57.38.059727",
        "entryReference": "2019-01-02-20.57.38.059727",
        "bookingDate": "2019-01-02T00:00:00",
        "valueDate": "2019-01-01T00:00:00",
        "transactionAmount": {
          "amount": "-200",
          "currency": "SEK"
        },
        "remittanceInformationUnstructured": "Avgift"
      },
      {
        "transactionId": "957054871102373@YICB0149@2019-01-01@2019-01-02-15.03.22.103711",
        "entryReference": "2019-01-02-15.03.22.103711",
        "bookingDate": "2019-01-01T00:00:00",
        "valueDate": "2019-01-02T00:00:00",
        "transactionAmount": {
          "amount": "-842.89",
          "currency": "SEK"
        },
        "remittanceInformationUnstructured": "Kontraktsränta"
      },
      {
        "transactionId": "957054871102373@YICB0149@2018-12-31@2019-01-02-15.03.22.095046",
        "entryReference": "2019-01-02-15.03.22.095046",
        "bookingDate": "2018-12-31T00:00:00",
        "valueDate": "2019-01-01T00:00:00",
        "transactionAmount": {
          "amount": "-7.07",
          "currency": "SEK"
        },
        "remittanceInformationUnstructured": "Ränta på skuld"
      }
    ]
  }
}
```

7 AIS 2.0.0 – operations

7.1 Introduction

The Account Information Services API is used to get account information, such as transactions and balances, about customers payment accounts.

Pre-requisites:

3. Have registered a user account in the portal
4. Have an app setup in the portal with an eIDAS-certificate of QWAC-type telling us you are an AISP

Flow for first time access for a give customer:

4. The PSU agrees with you to use your services to retrieve account information from us
5. OAuth2/SCA – customer is informed about giving information to the you
 - a. The OAuth token will contain the ID of the customer
6. AISP invokes the AIS-operation of choice and receives a response with the requested information

Please view the swagger file for more information.

7.2 Overview of available accounts and customers

The AIS expose payment accounts owned by private consumers over the age of 18.

Summary of available accounts:

- “Allt i Ett-konto”. Transaction account, typically used for everyday transactions and bill payments
- “Sparkonto”. Typically, a savings account. Only domestic transfers possible, no bill payments etc.
- No fixed rate accounts are available
- the consumer must own the account
 - We have no co-owned accounts

The AIS will allow a TPP to access all payments accounts for a given PSU. Only the account owner can give consent to an account. We do not offer shared ownership of accounts.

A customer AIS-consent will give a TPP access to the customer’s payment accounts (present and future created) for 90 days.

7.3 Get Account List

The operation will return a list of all payment accounts for a given PSU. Only the accounts which is owned by the PSU will be listed.

We do not support the query param withBalance at the moment. Please fetch balances with the separate call.

GET/v1/accounts

7.3.1 Request description

Name	Type	Information
X-Request-ID	string	In: header Required: true Format: uuid Description: ID of the request, unique to the call, as determined by the initiating party.
PSU-Accept	String	In: header Required: recommended by Skandia Description: The forwarded IP Accept header fields consist of the corresponding HTTP request Accept header fields between PSU and TPP, if available
PSU-Accept-Charset	String	In: header Required: recommended by Skandia Description: he forwarded IP Accept header fields consist of the corresponding HTTP request Accept header fields between PSU and TPP, if available
PSU-Accept-Encoding	String	In: header Required: recommended by Skandia Description: The forwarded IP Accept header fields consist of the corresponding HTTP request Accept header fields between PSU and TPP, if available
PSU-Accept-Language	String	In: header Required: recommended by Skandia Description: The forwarded IP Accept header fields consist of the corresponding HTTP request Accept header fields between PSU and TPP, if available
PSU-Device-ID	String	In: header Required: recommended by Skandia Description: UUID for a device, which is used by the PSU
PSU-Geo-Location	String	In: header Required: recommended by Skandia Description: The forwarded Geo Location of the corresponding http request between PSU and TPP
PSU-Http-Method	String	In: header Required: recommended by Skandia Description: HTTP method used at the PSU TPP interface, if available. Valid values are: * GET * POST * PUT * PATCH * DELETE
PSU-IP-Address	String	In: header Required: recommended by Skandia Description: The forwarded IP Address header field consists of the corresponding HTTP request IP Address field between PSU and

		TPP. It shall be contained if and only if this request was actively initiated by the PSU
PSU-IP-Port	String	In: header Required: recommended by Skandia Description: The forwarded IP Port header field consists of the corresponding HTTP request IP Port field between PSU and TPP, if available
PSU-Referer	String	In: header Required: recommended by Skandia Description: "Referer" header field sent by the PSU terminal when connecting to the TPP
PSU-TimeStamp	String	In: header Required: recommended by Skandia Description: Timestamp of the most relevant PSU's terminal request to the TPP
PSU-User-Agent	String	In: header Required: recommended by Skandia Description: The forwarded Agent header field of the HTTP request between PSU and TPP, if available

7.3.2 Response description

Name	Type	Description
AccountList	list	The list of accounts for the given customer
Parameters of accountList		
accountsDetails		
resourceId	string	Id of an account (used to call other AIS operations)
bban	string	Bban identifier (clearing + number)
bic	string	BIC code of Skandiabanken: SKIASESS
cashAccountType	string	Always "CACC"
currency	string	The currency code of the account ISO 4217
DisplayName	string	Currently not supported
iban	string	Iban of an account
name	string	Our product name of the account type Example: <ul style="list-style-type: none"> "Allt i Ett-konto" (transaction account) "Sparkonto" (savings account)
OwnerName	string	Currently not supported
usage	string	Always "PRIV" (private personal account, natural person)
_links		linked resources
_links		
self	string	link to get account details
balances	string	link to get balances
transactions	string	Currently not supported

7.3.3 Response example Body:

```
{
  "accounts": [
    {
      "resourceId": "957054871102373",
      "bban": "91598570120",
      "bic": "SKIASESS",
      "cashAccountType": "CACCC",
      "currency": "SEK",
      "displayName": "",
      "iban": "SE079150000091598570120",
      "name": "Allt i Ett-konto",
      "ownerName": "",
      "usage": "PRIV",
      "_links": {
        "self": {
          "href": "/v2/accounts/957054871102373"
        },
        "balances": {
          "href": "/v2/accounts/957054871102373/balances"
        },
        "transactions": {
          "href": "/v2/accounts/957054871102373/transactions"
        }
      }
    }
  ]
}
```


7.4 Get Account Details

The operation will return detailed information for the account addressed by account-Id.

GET /v1/accounts/{account-Id}

7.4.1 Request description

Name	Type	Information
Account-Id	String	In: path Required: true Description: This identification is denoting the addressed account. The account-Id is retrieved by using a "Get Account List" call, using information from ResourceId.
X-Request-ID	string	In: header Required: true Format: uuid Description: ID of the request, unique to the call, as determined by the initiating party.
PSU-Accept	String	In: header Required: recommended by Skandia Description: The forwarded IP Accept header fields consist of the corresponding HTTP request Accept header fields between PSU and TPP, if available
PSU-Accept-Charset	String	In: header Required: recommended by Skandia Description: he forwarded IP Accept header fields consist of the corresponding HTTP request Accept header fields between PSU and TPP, if available
PSU-Accept-Encoding	String	In: header Required: recommended by Skandia Description: The forwarded IP Accept header fields consist of the corresponding HTTP request Accept header fields between PSU and TPP, if available
PSU-Accept-Language	String	In: header Required: recommended by Skandia Description: The forwarded IP Accept header fields consist of the corresponding HTTP request Accept header fields between PSU and TPP, if available
PSU-Device-ID	String	In: header Required: recommended by Skandia Description: UUID for a device, which is used by the PSU
PSU-Geo-Location	String	In: header Required: recommended by Skandia Description: The forwarded Geo Location of the corresponding http request between PSU and TPP
PSU-Http-Method	String	In: header Required: recommended by Skandia Description: HTTP method used at the PSU TPP interface, if available. Valid values are: * GET * POST * PUT * PATCH * DELETE
PSU-IP-Address	String	In: header

		<p>Required: recommended by Skandia</p> <p>Description: The forwarded IP Address header field consists of the corresponding HTTP request IP Address field between PSU and TPP. It shall be contained if and only if this request was actively initiated by the PSU</p>
PSU-User-Agent	String	<p>In: header</p> <p>Required: recommended by Skandia</p> <p>Description: The forwarded Agent header field of the HTTP request between PSU and TPP, if available</p>
PSU-Referer	String	<p>In: header</p> <p>Required: recommended by Skandia</p> <p>Description: "Referer" header field sent by the PSU terminal when connecting to the TPP</p>
PSU-IP-Port	String	<p>In: header</p> <p>Required: recommended by Skandia</p> <p>Description: The forwarded IP Port header field consists of the corresponding HTTP request IP Port field between PSU and TPP, if available</p>
PSU-Referer	String	<p>In: header</p> <p>Required: recommended by Skandia</p> <p>Description: "Referer" header field sent by the PSU terminal when connecting to the TPP</p>
PSU-TimeStamp	String	<p>In: header</p> <p>Required: recommended by Skandia</p> <p>Description: Timestamp of the most relevant PSU's terminal request to the TPP</p>
PSU-User-Agent	String	<p>In: header</p> <p>Required: recommended by Skandia</p> <p>Description: The forwarded Agent header field of the HTTP request between PSU and TPP, if available</p>

7.4.2 Response description

Name	Type	Description
accountDetails	list	Detailed information for the account addressed by accountId
Parameters of accountList		
accountDetails		
resourceId	string	Id of an account (used to call other AIS operations)
bban	string	Bban identifier (clearing + number)
bic	string	BIC code of Skandiabanken: SKIASSESS
cashAccountType	string	Always "CACC"
currency	string	The currency code of the account ISO 4217
DisplayName	string	Currently not supported
iban	string	Iban of an account
name	string	Our product name of the account type Example: <ul style="list-style-type: none"> • "Allt i Ett-konto" (transaction account) • "Sparkonto" (savings account)
OwnerName	string	Currently not supported
usage	string	Always "PRIV" (private personal account, natural person)
_links		Linked resources
_links		
self	string	Link to get account details
balances	string	link to get balances
transactions	string	Currently not supported

7.4.3 Response example Body:

```
{
  "accounts": [
    {
      "resourceId": "957054871102373",
      "bban": "91598570120",
      "bic": "SKIASESS",
      "cashAccountType": "CACC",
      "currency": "SEK",
      "displayName": "",
      "iban": "SE0791500000091598570120",
      "name": "Allt i Ett-konto",
      "ownerName": "",
      "usage": "PRIV",
      "_links": {
        "self": {
          "href": "/v2/accounts/957054871102373"
        },
        "balances": {
          "href": "/v2/accounts/957054871102373/balances"
        },
        "transactions": {
          "href": "/v2/accounts/957054871102373/transactions"
        }
      }
    }
  ]
}
```

7.5 Get Balance List

The Operation will return the balances for the account addressed by account-Id.

GET /v1/accounts/{account-Id}/balances**7.5.1 Request description**

Name	Type	Information
Account-Id	String	In: path Required: true Description: This identification is denoting the addressed account. The account-id is retrieved by using a "Read Account List" call, using information from ResourceId.
X-Request-ID	string	In: header Required: true Format: uuid Description: ID of the request, unique to the call, as determined by the initiating party.
PSU-Accept	String	In: header Required: recommended by Skandia Description: The forwarded IP Accept header fields consist of the corresponding HTTP request Accept header fields between PSU and TPP, if available
PSU-Accept-Charset	String	In: header Required: recommended by Skandia Description: he forwarded IP Accept header fields consist of the corresponding HTTP request Accept header fields between PSU and TPP, if available
PSU-Accept-Encoding	String	In: header Required: recommended by Skandia Description: The forwarded IP Accept header fields consist of the corresponding HTTP request Accept header fields between PSU and TPP, if available
PSU-Accept-Language	String	In: header Required: recommended by Skandia Description: The forwarded IP Accept header fields consist of the corresponding HTTP request Accept header fields between PSU and TPP, if available
PSU-Device-ID	String	In: header Required: recommended by Skandia Description: UUID for a device, which is used by the PSU
PSU-Geo-Location	String	In: header Required: recommended by Skandia Description: The forwarded Geo Location of the corresponding http request between PSU and TPP
PSU-Http-Method	String	In: header Required: recommended by Skandia Description: HTTP method used at the PSU TPP interface, if available. Valid values are: * GET * POST * PUT * PATCH * DELETE
PSU-IP-Address	String	In: header Required: recommended by Skandia

		Description: The forwarded IP Address header field consists of the corresponding HTTP request IP Address field between PSU and TPP. It shall be contained if and only if this request was actively initiated by the PSU
PSU-IP-Port	String	In: header Required: recommended by Skandia Description: The forwarded IP Port header field consists of the corresponding HTTP request IP Port field between PSU and TPP, if available
PSU-Referer	String	In: header Required: recommended by Skandia Description: "Referer" header field sent by the PSU terminal when connecting to the TPP
PSU-TimeStamp	String	In: header Required: recommended by Skandia Description: Timestamp of the most relevant PSU's terminal request to the TPP
PSU-User-Agent	String	In: header Required: recommended by Skandia Description: The forwarded Agent header field of the HTTP request between PSU and TPP, if available

7.5.2 Response description

Name	Type	Description
account		
bban	string	bban of an account
iban	String	Iban of an account
currency	String	the currency code of the account ISO 4217
balances		list of balances
balanceType "closingBooked"	List	booked transactions
balanceAmount		
amount		Balance amount of booked credit and debit transactions when the request was initiated
currency	String	The currency of the amount
balances		
balanceType "interimAvailable"	List	booked transactions
balanceAmount		
amount		Balance amount of booked credit and debit transactions when the request was initiated. Including reserved transactions.
currency	String	The currency of the amount
creditLimitIncluded	Boolean	Always "true" or "false"
referenceDate	Date	Now

7.5.3 Response example

Body:

```
{
  "account": {
    "bban": "91598570120",
    "iban": "SE079150000091598570120",
    "currency": "SEK"
  },
  "balances": [
    {
      "balanceAmount": {
        "amount": "-1333.26",
        "currency": "SEK"
      },
      "balanceType": "closingBooked",
      "creditLimitIncluded": true,
      "referenceDate": "2019-02-22T00:00:00+01:00"
    },
    {
      "balanceAmount": {
        "amount": "8566.74",
        "currency": "SEK"
      },
      "balanceType": "InterimAvailable",
      "creditLimitIncluded": true,
      "referenceDate": "2019-02-22T00:00:00"
    }
  ]
}
```

7.6 Get transaction list of an account

The Operation will return the transactions for the account addressed by account-id. Transactions list reports depending on the parameter "bookingStatus" together with balances. For a given account, additional parameters are e.g. the attributes "dateFrom" and "dateTo"

GET /v2/accounts/{account-id}/transactions**7.6.1 Request description**

Name	Type	Information
bookingStatus	String	In: query Required: true Description: Permitted codes are * "booked", * "pending". To get both booked and pending transactions you will need to call the operation twice. We are investigating supporting "both"-option.
dateFrom	string (date-time)	In: query Required: false Description: Starting date (inclusive the date dateFrom) of the transaction list. For booked transactions, choose the date you wish to start collecting transactions from. For pending transactions, the relevant date is the current date, since there are no pending transactions on earlier dates.
dateTo	string (date-time)	In: query Required: false Description: End date (inclusive the data dateTo) of the transaction list, default is "now" if not given. For booked transaction you cannot choose a future date since there are no booked transactions after the current date. If there is no dateTo and dateFrom, only the last 30 days of transactions are displayed.
account-id	String	In: path Required: true Description: This identification is denoting the addressed account. The account-id is retrieved by using a "Read Account List" call.
X-Request-ID	string	In: header Required: true Format: uuid Description: ID of the request, unique to the call, as determined by the initiating party.
PSU-Accept	String	In: header Required: recommended by Skandia Description: The forwarded IP Accept header fields consist of the corresponding HTTP request Accept header fields between PSU and TPP, if available
PSU-Accept-Charset	String	In: header Required: recommended by Skandia Description: he forwarded IP Accept header fields consist of the corresponding HTTP request Accept header fields between PSU and TPP, if available

PSU-Accept-Encoding	String	In: header Required: recommended by Skandia Description: The forwarded IP Accept header fields consist of the corresponding HTTP request Accept header fields between PSU and TPP, if available
PSU-Accept-Language	String	In: header Required: recommended by Skandia Description: The forwarded IP Accept header fields consist of the corresponding HTTP request Accept header fields between PSU and TPP, if available
PSU-Device-ID	String	In: header Required: recommended by Skandia Description: UUID for a device, which is used by the PSU
PSU-Geo-Location	String	In: header Required: recommended by Skandia Description: The forwarded Geo Location of the corresponding http request between PSU and TPP
PSU-Http-Method	String	In: header Required: recommended by Skandia Description: HTTP method used at the PSU TPP interface, if available. Valid values are: * GET * POST * PUT * PATCH * DELETE
PSU-IP-Address	String	In: header Required: recommended by Skandia Description: The forwarded IP Address header field consists of the corresponding HTTP request IP Address field between PSU and TPP. It shall be contained if and only if this request was actively initiated by the PSU
PSU-IP-Port	String	In: header Required: recommended by Skandia Description: The forwarded IP Port header field consists of the corresponding HTTP request IP Port field between PSU and TPP, if available
PSU-Referer	String	In: header Required: recommended by Skandia Description: "Referer" header field sent by the PSU terminal when connecting to the TPP
PSU-TimeStamp	String	In: header Required: recommended by Skandia Description: Timestamp of the most relevant PSU's terminal request to the TPP
PSU-User-Agent	String	In: header Required: recommended by Skandia Description: The forwarded Agent header field of the HTTP request between PSU and TPP, if available

7.6.2 Response description

Information for each transaction will differ depending on payment type.

Name	Type	Description
transactions	list	list of transactions for the given account
Account		
bban	String	Bban of the account
iban	string	Iban of the account
currency	string	Currency code of the account
Transactions		
booked	list	List of booked transactions (based on input parameter)
pending	list	List of pending transactions (based on input parameter)
Information	list	Standing order details
transactions-id	string	The Id of the payment initiation request
entryReference	string	A reference based on execution date and time
endToEndId	string	The Id of the payment initiation request
TransactionAmount		
amount	string	
currency	string	
remittanceInformation Unstructured	string	Remittance information regarding the transaction
AdditionalInformationStructured		
startDate	String	The first applicable day of execution
frequency	String	monthly
endDate	String	The last applicable day of execution
executionRule	String	This data attribute defines the behaviour when recurring payment dates falls on a weekend or bank holiday.
Parameters of pending and booked list		
bookingDate	string	Date when entry was posted to the account
valueDate	string	Date when assets become available (credit)
Cross-border Payments		
creditorAgent	string	BIC code
debtorAgent	string	BIC code
debtorAgentProprietary	string	Bank code

7.6.3 "Pagination" for transactions

This section describes what often is referred to as pagination for transactions. Our solution does not support pagination.

We currently have an issue with long response times or even errors if you try to retrieve a large amount of transactions in one call. Until we support pagination, we strongly suggest that you fetch a maximum of one month of transactions per call.

7.6.4 Response example

Body:

```
{
  "account": {
    "bban": "91598570120",
    "iban": "SE079150000091598570120",
    "currency": "SEK"
  },
  "transactions": {
    "booked": [
      {
        "transactionId": "915088937100081@YGCB0169@2021-02-04@2021-02-04-19.27.40.805936",
        "entryReference": "2021-02-04-19.27.40.805936",
        "bookingDate": "2021-02-04T00:00:00+01:00",
        "valueDate": "2021-02-04T00:00:00+01:00",
        "transactionAmount": {
          "amount": "-200",
          "currency": "SEK"
        },
        "_links": {
          "transactionDetails": {
            "href": "/ais/v2/accounts/915088937100081/transactions/915088937100081@YGCB0169@2021-02-04@2021-02-04-19.27.40.805936"
          }
        },
        "remittanceInformationUnstructuredArray": [
          "Överfört"
        ]
      },
      {
        "transactionId": "915088937100081@YGCB0169@2021-02-02@2021-02-02-10.18.18.858928",
        "entryReference": "2021-02-02-10.18.18.858928",
        "bookingDate": "2021-02-02T00:00:00+01:00",
        "valueDate": "2021-02-02T00:00:00+01:00",
        "transactionAmount": {
          "amount": "842.89",
          "currency": "SEK"
        },
        "_links": {
          "transactionDetails": {
            "href": "/ais/v2/accounts/915088937100081/transactions/915088937100081@YGCB0169@2021-02-02@2021-02-02-10.18.18.858928"
          }
        },
        "remittanceInformationUnstructuredArray": [
          "Överfört"
        ]
      }
    ]
  }
}
```

7.7 Get Transaction details

GET /v2/accounts/{account-id}/transactions/{transaction-id}/

7.7.1 Request description

Name	Type	Information
account-id	String	In: path Required: true Description: This identification is denoting the addressed account. The account-id is retrieved by using a "Read Account List" call.
transaction-id	String	In: path Required: true Description: This identification is given by the attribute transaction-id of the corresponding entry of a transaction list.
X-Request-ID	string	In: header Required: true Format: uuid Description: ID of the request, unique to the call, as determined by the initiating party.
PSU-Accept	String	In: header Required: recommended by Skandia Description: The forwarded IP Accept header fields consist of the corresponding HTTP request Accept header fields between PSU and TPP, if available
PSU-Accept-Charset	String	In: header Required: recommended by Skandia Description: he forwarded IP Accept header fields consist of the corresponding HTTP request Accept header fields between PSU and TPP, if available
PSU-Accept-Encoding	String	In: header Required: recommended by Skandia Description: The forwarded IP Accept header fields consist of the corresponding HTTP request Accept header fields between PSU and TPP, if available
PSU-Accept-Language	String	In: header Required: recommended by Skandia Description: The forwarded IP Accept header fields consist of the corresponding HTTP request Accept header fields between PSU and TPP, if available
PSU-Device-ID	String	In: header Required: recommended by Skandia Description: UUID for a device, which is used by the PSU
PSU-Geo-Location	String	In: header Required: recommended by Skandia Description: The forwarded Geo Location of the corresponding http request between PSU and TPP
PSU-Http-Method	String	In: header Required: recommended by Skandia

		Description: HTTP method used at the PSU TPP interface, if available. Valid values are: * GET * POST * PUT * PATCH * DELETE
PSU-IP-Address	String	In: header Required: recommended by Skandia Description: The forwarded IP Address header field consists of the corresponding HTTP request IP Address field between PSU and TPP. It shall be contained if and only if this request was actively initiated by the PSU
PSU-IP-Port	String	In: header Required: recommended by Skandia Description: The forwarded IP Port header field consists of the corresponding HTTP request IP Port field between PSU and TPP, if available
PSU-Referer	String	In: header Required: recommended by Skandia Description: "Referer" header field sent by the PSU terminal when connecting to the TPP
PSU-TimeStamp	String	In: header Required: recommended by Skandia Description: Timestamp of the most relevant PSU's terminal request to the TPP
PSU-User-Agent	String	In: header Required: recommended by Skandia Description: The forwarded Agent header field of the HTTP request between PSU and TPP, if available

7.7.2 Response description

Information for each transaction will differ depending on payment type.

Name	Type	Description
TransactionDetails		
transactionId	string	This identification is given by the attribute transaction-id of the corresponding entry of a transaction list.
entryReference	string	A reference based on execution date and time
endToEndId	string	The Id of the payment initiation request
Parameters of pending and booked transaction		
bookingDate	string	Date when entry was posted to the account
valueDate	string	Date when assets become available (credit)
TransactionAmount		
amount	string	
currency	string	
remittanceInformation Unstructured	string	Remittance information regarding the transaction
remittanceInformationStructuredArray		
reference	string	Remittance information regarding the transaction
AdditionalinformationStuctured -> StandingOrderDetails		
startDate	String	The first applicable day of execution
frequency	String	monthly
endDate	String	The last applicable day of execution
executionRule	String	This data attribute defines the behaviour when recurring payment dates falls on a weekend or bank holiday.
Cross-border Payments		
creditorAgent	string	BIC code
debtorAgent	string	BIC code
debtorAgentProprietary	string	Bank code
interbankSettlementDate	string	Execution date
regulatoryReportingCode	string	Payment tax code
AmountDetails		instructedAmount and transactionAmount
instructedAmount	string	
amount	string	
sourceCurrency	string	
targetCurrency	string	
exchangeRate	string	

7.7.3 Response example – pending transfer

```
{
  "transactionId": "957054871102373",
  "entryReference": "2021-02-04-19.27.40.805936",
  "bookingDate": "2030-02-02T00:00:00+01:00",
  "endToEndId": "0EAD3F14-35FB-4634-87F7-C48F26DCE42",
  "transactionAmount": {
    "amount": "7.07",
    "currency": "SEK"
  },
  "_links": {
    "transactionDetails": {
      "href": "/ais/v2/accounts/915088937100081/transactions/957054871102373"
    }
  },
  "remittanceInformationStructuredArray": [
    {
      "reference": "To Account Text"
    }
  ],
  "remittanceInformationUnstructuredArray": [
    "En framtida överföring"
  ]
}
```

8 PIS 1.0.1 - operations

8.1 Introduction

The PIS API is available to you to initiate payments.

Pre-requisites:

1. Have registered a user account in the portal
2. Have an app setup in the portal with an eIDAS-certificate of QWAC-type telling us you are an PISP

Note: due to technical issues we are currently not able to expose operations for foreign payments or bill payments. Currently we only support domestic transfers in SEK in the PIS API.

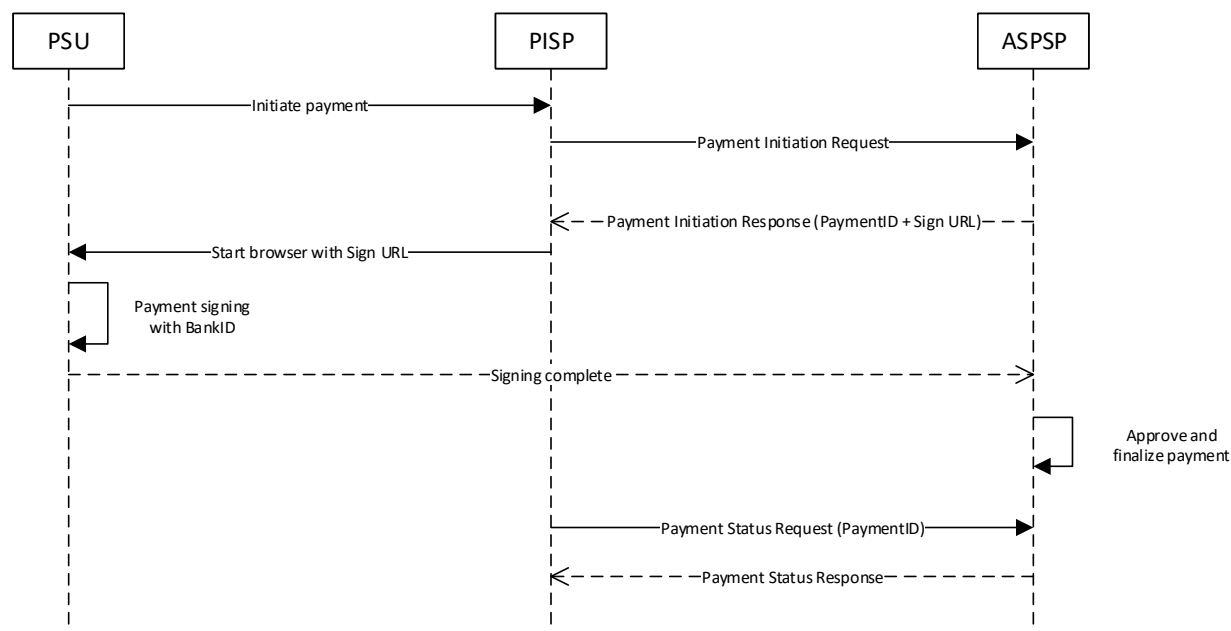
Please view the swagger file for more information.

8.1.1 Overview of possible payments to initiate

Payments can be initiated for the same customers and accounts that are available for AIS as previously described in this document.

8.1.2 Payment Initiation flow

Skandiabanken is using a one-step Payment flow. When the TPP has initiated the payment, it is completed. Once the payment initiation request is signed by the PSU, Skandiabanken will finalize the payment with no further input from the TPP.



8.2 Post Payment initiation request

The operation to initiate a payment is depending on the payment product in the path. Supported values is Swedish domestic credit transfer.

We support request media type: application/json.

POST /v1/{paymentService}/{paymentProduct}

8.2.1 Request description

Name	Type	Description
PaymentProduct	String	In: path Required: true Description: Supported values for Payment Product is Swedish 'domestic-credit-transfer'
PaymentService	String	In: path Required: true Description: Supported values for Payment Service is 'payments' a single payment initiation
PSU-IP-Address	String	In: header Required: true Description: The forwarded IP Address header field consists of the corresponding HTTP request IP Address field between PSU and TPP. It shall be contained if and only if this request was actively initiated by the PSU
X-Request-ID	string	In: header Required: true Format: uuid Description: ID of the request, unique to the call, as determined by the initiating party.
PSU-Accept	String	In: header Required: recommended by Skandia Description: The forwarded IP Accept header fields consist of the corresponding HTTP request Accept header fields between PSU and TPP, if available
PSU-Accept-Charset	String	In: header Required: recommended by Skandia Description: The forwarded IP Accept header fields consist of the corresponding HTTP request Accept header fields between PSU and TPP, if available
PSU-Accept-Encoding	String	In: header Required: recommended by Skandia Description: The forwarded IP Accept header fields consist of the corresponding HTTP request Accept header fields between PSU and TPP, if available
PSU-Accept-Language	String	In: header Required: recommended by Skandia Description: The forwarded IP Accept header fields consist of the corresponding HTTP request Accept header fields between PSU and TPP, if available

PSU-Device-ID	String	In: header Required: recommended by Skandia Description: UUID for a device, which is used by the PSU
PSU-Geo-Location	String	In: header Required: recommended by Skandia Description: The forwarded Geo Location of the corresponding http request between PSU and TPP
PSU-Http-Method	String	In: header Required: recommended by Skandia Description: HTTP method used at the PSU TPP interface, if available. Valid values are: * GET * POST * PUT * PATCH * DELETE
PSU-IP-Port	String	In: header Required: recommended by Skandia Description: The forwarded IP Port header field consists of the corresponding HTTP request IP Port field between PSU and TPP, if available
PSU-Referer	String	In: header Required: recommended by Skandia Description: "Referer" header field sent by the PSU terminal when connecting to the TPP
PSU-TimeStamp	String	In: header Required: recommended by Skandia Description: Timestamp of the most relevant PSU's terminal request to the TTP
PSU-User-Agent	String	In: header Required: recommended by Skandia Description: The forwarded Agent header field of the HTTP request between PSU and TPP, if available

8.2.2 Request example

```

POST https://apis.skandia.se/open-banking/core-bank/v1/payments/domestic-credit-transfer HTTP/1.1
Accept-Encoding: gzip,deflate
X-Request-ID: <Guid>
PSU-IP-Address: fake
Client-Id: <Your Client-Id>
Authorization: Bearer <Token>
Content-Type: application/json
Content-Length: 528
Host: apis.skandia.se
Connection: Keep-Alive
User-Agent: Apache-HttpClient/4.5.2 (Java/1.8.0_181)

```

8.2.3 Body description single payment initiation

Please view swagger file for details regarding formats.

Name	Type	Description
EndToEndIdentification	String	The Id of the payment initiation request, maximum of 35 characters
DebtorAccount		Iban or Bban can be used not both.
Iban	String	
Bban	String	You can not have “-“ in the number.
Currency	String	ISO 4217 code for the currency. Supported values: “SEK”
InstructedAmount		
Amount	Number	Minimum 1 SEK. Max 6 integers and 2 decimals. Example: “123.50”
Currency	String	ISO 4217 code for the currency. Supported values: “SEK”
CreditorAccount	String	Only supports Bban, not Iban. Clearing number 4-5 characters and account number 7-10 characters. When using Swedbank account, take away the fifth number in the clearingnr, the “9”.
CreditorName	String	Beneficiary name max 70 characters
CreditorAddress		
Country	String	
RemittanceInformationUnstructured	String	Max 12 characters can be used.
requestedExecutionDate	String	Needs to be included. If left blank it will become a direct transfer.

8.2.4 Example Body

```
{
  "debtorAccount": {
    "bban": "91500053920"
  },
  "instructedAmount": {
    "amount": "1",
    "currency": "SEK"
  },
  "creditorAccount": {
    "bban": "91500053904"
  },
  "creditorName": "",
  "creditorAddress": {
    "country": "SE"
  },
  "remittanceInformationUnstructured": "",
  "EndToEndIdentification": "<Your text(maxlength 35)>"
}
```

8.3 Get Payment information

Returns the content of a payment initiation.

GET /v1/{paymentService}/{paymentProduct}/{paymentId}**8.3.1 Request description**

Name	Type	Description
paymentId	String	In: path Required: true Description: The id of the created transaction
PaymentProduct	String	In: path Required: true Description: Supported values for Payment Product is Swedish 'domestic-credit-transfer'
PaymentService	String	In: path Required: true Description: Supported values for Payment Service is 'payments' a single payment initiation
X-Request-ID	string	In: header Required: true Format: uuid Description: ID of the request, unique to the call, as determined by the initiating party.
PSU-Accept	String	In: header Required: recommended by Skandia Description: The forwarded IP Accept header fields consist of the corresponding HTTP request Accept header fields between PSU and TPP, if available
PSU-Accept-Charset	String	In: header Required: recommended by Skandia Description: The forwarded IP Accept header fields consist of the corresponding HTTP request Accept header fields between PSU and TPP, if available
PSU-Accept-Encoding	String	In: header Required: recommended by Skandia Description: The forwarded IP Accept header fields consist of the corresponding HTTP request Accept header fields between PSU and TPP, if available
PSU-Accept-Language	String	In: header Required: recommended by Skandia Description: The forwarded IP Accept header fields consist of the corresponding HTTP request Accept header fields between PSU and TPP, if available
PSU-Device-ID	String	In: header Required: recommended by Skandia Description: UUID for a device, which is used by the PSU
PSU-Geo-Location	String	In: header Required: recommended by Skandia Description: The forwarded Geo Location of the corresponding http request between PSU and TPP

PSU-Http-Method	String	In: header Required: recommended by Skandia Description: HTTP method used at the PSU? TPP interface, if available. Valid values are: * GET * POST * PUT * PATCH * DELETE
PSU-IP-Address	String	In: header Required: recommended by Skandia Description: The forwarded IP Address header field consists of the corresponding HTTP request IP Address field between PSU and TPP. It shall be contained if and only if this request was actively initiated by the PSU
PSU-IP-Port	String	In: header Required: recommended by Skandia Description: The forwarded IP Port header field consists of the corresponding HTTP request IP Port field between PSU and TPP, if available
PSU-Referer	String	In: header Required: recommended by Skandia Description: "Referer" header field sent by the PSU terminal when connecting to the TPP
PSU-TimeStamp	String	In: header Required: recommended by Skandia Description: Timestamp of the most relevant PSU's terminal request to the TTP
PSU-User-Agent	String	In: header Required: recommended by Skandia Description: The forwarded Agent header field of the HTTP request between PSU and TPP, if available

8.3.2 Response description

Information about a payment initiation.

Name	Type	Description
EndToEndIdentification	String	The Id of the payment initiation request
DebtorAccount		
Bban	String	
CreditorAccount		
Bban	String	
InstructedAmount		
Amount	Number	
Currency	String	ISO 4217 code for the currency. Supported values: "SEK"
RemittanceInformation Unstructured	String	Remittance information regarding the transaction
remittanceInformation Structured	String	Remittance information regarding the transaction
startDate	String	The date when the amount is drawn from the debtor account

8.3.3 Response example

Body:

```

"endToEndIdentification": "string",
"debtorAccount": {
  "bban": "91598570120",
},
"creditorAccount": {
  "bban": "91500053920",
},
"instructedAmount": {
  "amount": "1000",
  "currency": "SEK"
},
"remittanceInformationUnstructured": "Överföring",
"remittanceInformationStructured": "Överföring",
"startDate": "2020-01-02T14:41:48.694Z"

```

8.4 Payment Cancellation Request

This method initiates the cancellation of a payment addressed by paymentId.

DELETE /v1/{payment-service}/{payment-product}/{payment-id}

8.4.1 Request description

Name	Type	Description
paymentId	String	In: path Required: true Description: The id of the created transaction
PaymentProduct	String	In: path Required: true Description: Supported values for Payment Product is Swedish 'domestic-credit-transfer'
PaymentService	String	In: path Required: true Description: Supported values for Payment Service is 'Payments' a single payment initiation
X-Request-ID	string	In: header Required: true Format: uuid Description: ID of the request, unique to the call, as determined by the initiating party.
PSU-Accept	String	In: header Required: recommended by Skandia Description: The forwarded IP Accept header fields consist of the corresponding HTTP request Accept header fields between PSU and TPP, if available

PSU-Accept-Charset	String	In: header Required: recommended by Skandia Description: The forwarded IP Accept header fields consist of the corresponding HTTP request Accept header fields between PSU and TPP, if available
PSU-Accept-Encoding	String	In: header Required: recommended by Skandia Description: The forwarded IP Accept header fields consist of the corresponding HTTP request Accept header fields between PSU and TPP, if available
PSU-Accept-Language	String	In: header Required: recommended by Skandia Description: The forwarded IP Accept header fields consist of the corresponding HTTP request Accept header fields between PSU and TPP, if available
PSU-Device-ID	String	In: header Required: recommended by Skandia Description: UUID for a device, which is used by the PSU
PSU-Geo-Location	String	In: header Required: recommended by Skandia Description: The forwarded Geo Location of the corresponding http request between PSU and TPP
PSU-Http-Method	String	In: header Required: recommended by Skandia Description: HTTP method used at the PSU TPP interface, if available. Valid values are: * GET * POST * PUT * PATCH * DELETE
PSU-IP-Address	String	In: header Required: recommended by Skandia Description: The forwarded IP Address header field consists of the corresponding HTTP request IP Address field between PSU and TPP. It shall be contained if and only if this request was actively initiated by the PSU
PSU-IP-Port	String	In: header Required: recommended by Skandia Description: The forwarded IP Port header field consists of the corresponding HTTP request IP Port field between PSU and TPP, if available
PSU-Referer	String	In: header Required: recommended by Skandia Description: "Referer" header field sent by the PSU terminal when connecting to the TPP
PSU-TimeStamp	String	In: header Required: recommended by Skandia Description: Timestamp of the most relevant PSU's terminal request to the TTP
PSU-User-Agent	String	In: header Required: recommended by Skandia Description: The forwarded Agent header field of the HTTP request between PSU and TPP, if available

8.4.2 Response description

Status information about a cancellation payment initiation.

Name	Type	Description
TransactionsStatus	String	Status of the transaction. Possible values [ACTC]

8.4.3 Response example

Body:

```
{
  "transactionStatus": "ACTC"
}
```

8.5 Payment initiation status request

Check the transaction status of a payment initiation.

GET /v1/{paymentService}/{paymentProduct}/{paymentId}/status

3.1.1 Request description

Name	Type	Description
paymentId	String	In: path Required: true Description: The id of the created transaction
PaymentProduct	String	In: path Required: true Description: Supported values for Payment Product is Swedish 'domestic-credit-transfer'
PaymentService	String	In: path Required: true Description: Supported values for Payment Service is 'Payments' a single payment initiation
X-Request-ID	string	In: header Required: true Format: uuid Description: ID of the request, unique to the call, as determined by the initiating party.
PSU-Accept	String	In: header Required: recommended by Skandia Description: The forwarded IP Accept header fields consist of the corresponding HTTP request Accept header fields between PSU and TPP, if available
PSU-Accept-Charset	String	In: header Required: recommended by Skandia Description: The forwarded IP Accept header fields consist of the corresponding HTTP request Accept header fields between PSU and TPP, if available

PSU-Accept-Encoding	String	In: header Required: recommended by Skandia Description: The forwarded IP Accept header fields consist of the corresponding HTTP request Accept header fields between PSU and TPP, if available
PSU-Accept-Language	String	In: header Required: recommended by Skandia Description: The forwarded IP Accept header fields consist of the corresponding HTTP request Accept header fields between PSU and TPP, if available
PSU-Device-ID	String	In: header Required: recommended by Skandia Description: UUID for a device, which is used by the PSU
PSU-Geo-Location	String	In: header Required: recommended by Skandia Description: The forwarded Geo Location of the corresponding http request between PSU and TPP
PSU-Http-Method	String	In: header Required: recommended by Skandia Description: HTTP method used at the PSU TPP interface, if available. Valid values are: * GET * POST * PUT * PATCH * DELETE
PSU-IP-Address	String	In: header Required: recommended by Skandia Description: The forwarded IP Address header field consists of the corresponding HTTP request IP Address field between PSU and TPP. It shall be contained if and only if this request was actively initiated by the PSU
PSU-IP-Port	String	In: header Required: recommended by Skandia Description: The forwarded IP Port header field consists of the corresponding HTTP request IP Port field between PSU and TPP, if available
PSU-Referer	String	In: header Required: recommended by Skandia Description: "Referer" header field sent by the PSU terminal when connecting to the TPP
PSU-TimeStamp	String	In: header Required: recommended by Skandia Description: Timestamp of the most relevant PSU's terminal request to the TPP
PSU-User-Agent	String	In: header Required: recommended by Skandia Description: The forwarded Agent header field of the HTTP request between PSU and TPP, if available
PSU-IP-Address	String	In: header Required: recommended by Skandia Description: The forwarded IP Address header field consists of the corresponding HTTP request IP Address field between PSU and TPP. It shall be contained if and only if this request was actively initiated by the PSU

8.5.1 Response description

Status information about a payment initiation.

Name	Type	Description
TransactionsStatus	String	Status of the transaction. Possible values [RCVD, ACSP, ACSC, CANC, RJCT]

8.5.2 Response example

Body:

```
{  
  "transactionStatus": "ACSC"  
}
```

9 PIIS 1.0.0 - Operations.

9.1 Confirmation Of Funds

Checks availability of funds. Returns true or false indicating whether funds are available or not on the specified account in the request body. The instructed amount is checked against the account balance.

GET /v1/funds-confirmations

9.1.1 Request description

Name	Type	Description
X-Request-ID	string	In: header Required: true Format: uuid Description: ID of the request, unique to the call, as determined by the initiating party.
PSU-Accept	String	In: header Required: recommended by Skandia Description: The forwarded IP Accept header fields consist of the corresponding HTTP request Accept header fields between PSU and TPP, if available
PSU-Accept-Charset	String	In: header Required: recommended by Skandia Description: The forwarded IP Accept header fields consist of the corresponding HTTP request Accept header fields between PSU and TPP, if available
PSU-Accept-Encoding	String	In: header Required: recommended by Skandia Description: The forwarded IP Accept header fields consist of the corresponding HTTP request Accept header fields between PSU and TPP, if available
PSU-Accept-Language	String	In: header Required: recommended by Skandia Description: The forwarded IP Accept header fields consist of the corresponding HTTP request Accept header fields between PSU and TPP, if available
PSU-Device-ID	String	In: header Required: recommended by Skandia Description: UUID for a device, which is used by the PSU
PSU-Geo-Location	String	In: header Required: recommended by Skandia Description: The forwarded Geo Location of the corresponding http request between PSU and TPP
PSU-Http-Method	String	In: header Required: recommended by Skandia Description: HTTP method used at the PSU TPP interface, if available. Valid values are: * GET * POST * PUT * PATCH * DELETE
PSU-IP-Address	String	In: header Required: recommended by Skandia

		Description: The forwarded IP Address header field consists of the corresponding HTTP request IP Address field between PSU and TPP. It shall be contained if and only if this request was actively initiated by the PSU
PSU-IP-Port	String	In: header Required: recommended by Skandia Description: The forwarded IP Port header field consists of the corresponding HTTP request IP Port field between PSU and TPP, if available
PSU-Referer	String	In: header Required: recommended by Skandia Description: "Referer" header field sent by the PSU terminal when connecting to the TPP
PSU-TimeStamp	String	In: header Required: recommended by Skandia Description: Timestamp of the most relevant PSU's terminal request to the TPP
PSU-User-Agent	String	In: header Required: recommended by Skandia Description: The forwarded Agent header field of the HTTP request between PSU and TPP, if available

9.1.2 Body description Confirmation Of Funds

Request body for the "Confirmation of Funds Service". Please view swagger file for details regarding formats.

Name	Type	Description
CardNumber	String	Card Number of the card issued by the PIISP. Should be delivered if available.
Account		Iban or Bban can be used not both.
Iban	String	
Bban	String	
Currency	String	ISO 4217 code for the currency. Supported values: "SEK"
Payee	String	The merchant where the card is accepted as an information to the PSU
InstructedAmount		
Amount	Number	
Currency	String	ISO 4217 code for the currency. Supported values: "SEK"

9.1.3 Response example

Body:

```
{
  "cardNumber": "",
  "account": {
    "bban": "91598570120",
    "iban": "SE079150000091598570120",
    "currency": "SEK"
  },
  "payee": "Sample Card Issuing Bank",
  "instructedAmount": {
    "amount": "1",
    "currency": "SEK"
  }
}
```

9.1.4 Response description

Body of the response for a successful payment initiation status request.

Name	Type	Description
FundsAvailable	String	Equals "true" if sufficient funds are available at the time of the request, otherwise "false"

9.1.5 Response example

Body:

```
{
  " fundsAvailable ": "true"
}
```

10 Fallback Solution

Skandia allows TPPs to make use of the fallback solution (online bank) when the special interface does not meet all the requirements or if functions are temporarily out of order or have slow response times. You do not have to wait for information from us about incidents or deficiencies, you can use the backup solution when deficiencies occur. As a TPP, you are asked to report your use of the backup solution to us. Send an e-mail to openbanking@skandia.se. The backup solution consists of the bank's customer interface via so-called screen scraping or overlay.

The fallback solution will let you continue to provide services for account information and payment initiation to customers without any interruption. You can identify yourself in the fallback solution by the usage of signed headers, using the "Signing HTTP messages"-standard that is defined in "draft-cavage-http-signatures-10" by the HTTP Networking Group (<https://tools.ietf.org/html/draft-cavage-http-signatures-10>).

The solution requires you to provide an extra set of http headers to the first request towards login.skandia.se. The headers include:

- **Typ-Signature-Certificate**, your eIDAS QSEAL certificate that is to be used for signing the message. The certificate should be Base64-encoded in DER format (PEM format without the encapsulations BEGIN CERTIFICATE and END CERTIFICATE).
- **Signature**, a signature of the request as described in "draft-cavage-http-signatures-10".
 - *keyId* is always assumed to be the certificate provided in header *Typ-Signature-Certificate*.
 - *algorithm* is used to specify the digital signature algorithm that was used when generating the signature. Allowed algorithms include SHA-256 and SHA-512.
 - *headers* should include at least '(request-target)', 'host' and 'date'.
 - *signature* contains the actual signature in base64 encoding.

Example:

```
GET
/?client_id=i_web_individual_short&redirect_uri=https%3A%2F%2Fsecure.skandia.se%2Foverview%2Fsigni
n-Skandia&response_type=... HTTP/1.1
Host: login.skandia.se
Date: Sat, 14 Sep 2019 00:00:00 GMT
Typ-Signature-Certificate: MIiHoDCCBoigAwIBAgIKBilyT7rSIPwDBDANBgkqhkiG9w0BAQ...
Signature: keyId="tpp-signature-certificate",algorithm="rsa-sha256",headers="(request-target) host date",
signature="Base64(RSA-SHA256(signing_string))"
```

where **signing_string** is (\n is the ASCII-value for newline):

```
(request-target): get
/?client_id=i_web_individual_short&redirect_uri=https%3A%2F%2Fsecure.skandia.se%2Foverview%2Fsigni
n-Skandia&response_type=...\n
host: login.skandia.se\n
date: Sat, 14 Sep 2019 00:00:00 GMT
```

If you have questions about this don't hesitate to contact us at openbanking@skandia.se.

11 Document revision history

Version	Description
1.11	Adding chapter regarding Get Transaction List and Get sTransaction Details in AIS v2.
1.10	Adding chapter about AIS v2 and information regarding scope
1.09	Adding chapter about Confirmation Of Funds
1.08	Information about fallback solution and test environment.
1.07	Adding Payment cancellation and information about refresh token
1.06	Spelling mistakes
1.05	Miscellaneous clarifications to PIS.

1.04	Updated to include PIS - domestic transfers with same date. AIS updated.
1.03	Clarifications and examples. Mainly regarding OAuth2 flows.
1.02	Updates for production portal registration and APIs
1.01	Updates for testing with mocked data
1.00	Initial version